


# MODEL 2500M

## UNIVERSAL MILLING MACHINE



### STANDARD FEATURES :


- ◆ Rapid traverse on "X", "Y" & "Z" axis.
- ◆ Via inverter variable feeding on "X", "Y" & "Z" axis.
- ◆ High quality meehanite casting body GC-45/DIN-40.
- ◆ All gears & shafts are hardened. & ground
- ◆ Table swivels  $\pm 45^\circ$  degrees left & right.
- ◆ All "X", "Y" & "Z" wider square slide ways & table surface are harden & ground.
- ◆ Motorized ARM/RAM elec. Motor is 3.75KW (5.5HP)
- ◆ Horizontal spindle elec. Motor is 5.5KW (7.5HP)
- ◆ All square slide way & dovetail way are bigger & stronger.
- ◆ Cast iron is either ASTM No.40/meehanite GC-45 or DIN GG-40.

# 2500 SERIES


## FEATURES & ACCESSORIES:




- ◆ Hand lubrication pump (auto lub pump on request).
- ◆ Long horizontal milling arbor applicable for helical cuttings.
- ◆ All "X", "Y" & "Z" axis wider square ways are hardened & ground.
- ◆ Backlash elimination is adjustable.




- ◆ Automatic stoppers on "X", "Y" & "Z" axis.
- ◆ Variable feeds on "X", "Y" & "Z" axis.
- ◆ Rapid traverse on "X", "Y" & "Z" axis.
- ◆ "Y" axis is coated turcite for wear resistance.
- ◆ Hardend lead-screws on "X", "Y" & "Z" axis.
- ◆ Inverter and 2.5HP elec. Motor fitted with cooling fan.



- ◆ Standard ISO#40 spindle optional ISO #50 spindle optional 10HP (7.5KW).
- ◆ Hardened lead-screws on "X", "Y" & "Z" axis.
- ◆  $\pm 45^\circ$  degrees L+R swivel table.
- ◆ Double clamps on all wider square slide ways.
- ◆ 2-Axis simultaneous movement.
- ◆ Automatic stoppers on "X", "Y" & "Z" axis.
- ◆ Oil lubrication splash bath system.



- ◆ Voltages are available 220V/380V/208V/415V/230V/460V/575V
- ◆ All CE mark elec. Components, are available 3 phase elec. overload safety device.
- ◆ Our equipment is made of high quality components which are available for immediate support and service
- ◆ Total sealed cabinet.



- ◆ AC auto for over-ARM moving device is available.
- ◆ Overarm Nos. of speed range:12
- ◆ Motorised overarm speed:35-1,600 R.P.M. (50HZ)

# SPECIFICATION :

TECHNICAL SPECIFICATIONS	MODEL 2500UM	MODEL 2500M	MODEL 2500QM	MODEL 2500U	MODEL S-2500U
<b>TABLE</b>					
Table area	1500x350mm (59x13.7")	1500x350mm (59x13.7")	1500x350mm (59x13.7")	1500x350mm (59x13.7")	1300x300mm
Number of "T" shaped slots	5-16H7	5-16H7	5-16H7	5-16H7	3-16H7
Distance between "T" shaped slots	60mm	60mm	60mm	60mm	70mm
Rotary movement of table in both direction	45°	45°	45°	45°	45°
<b>TRAVERSE</b>					
Automatic Longitudinal	1150mm (46")	1150mm (46")	1150mm (46")	1150mm (46")	950mm
Automatic cross	400mm(15 3/4")	400mm(15 3/4")	400mm(15 3/4")	400mm(15 3/4")	380mm
Automatic Vertical	500mm (20")	500mm (20")	500mm (20")	500mm (20")	450mm
Available distance from spindle to overarm	155mm (6")	155mm (6")	155mm (6")	155mm (6")	155mm
<b>SPINDLE (horizontal)</b>					
Housing of the taper spindle	ISO-40/50	ISO-40/50	ISO-40/50	ISO-40/50	ISO-40
Diameter of the main Shaft nose	88.88-128.57mm	88.88-128.57mm	88.88-128.57mm	88.88-128.57mm	88.88mm
Milling arbor diameter (*)	27mm or (1")	27mm or (1")	27mm or (1")	27mm or (1")	27mm
Number of speeds of the spindle (R.P.M.)	12(40-1800) 50HZ	12(40-1800) 50HZ	12(40-1800) 50HZ	12(40-1800) 50HZ	12(50-1700) 50HZ
<b>FEEDS</b>					
Longitudinal and cross feeds	10-1208mm(0.4-47")	10-1208mm(0.4-47")	10-1208mm(0.4-47")	10-1208mm(0.4-47")	10-1208mm/min
Vertical feed	5-604mm (0.2-23")	5-604mm (0.2-23")	5-604mm (0.2-23")	5-604mm (0.2-23")	5-604mm
<b>RAPID TRAVERSE</b>					
Longitudinal and cross	1208mm(47")/min (60HZ)	1208mm(47")/min (60HZ)	1208mm(47")/min (60HZ)	1208mm(47")/min (60HZ)	1208mm/min
Vertical	604mm(23")/min	604mm(23")/min	604mm(23")/min	604mm(23")/min	5-604mm
<b>PUISSANCE</b>					
V-Belts	4	4	4	4	4
Main motor HP	7.5	7.5	7.5	7.5	5
Feed motor HP	2.5	2.5	2.5	2.5	2.5
<b>COOLING</b>					
Cooling-pump HP	1/8 (0.10)	1/8 (0.10)	1/8	1/8 (0.10)	1/8
<b>MOTORIZED OVERARM</b>					
Housing of the taper spindle	ISO-40/50	ISO-40/50	ISO-40	—	—
Number of speeds	12	12	—	—	—
Speed range (R.P.M.)	(35-1600) 50HZ	(35-1600) 50HZ	Variable Speed(70-3600)	—	—
Power HP	5.5	5.5	5	—	—
<b>WEIGHT</b>					
Maximum weight on table	700kg (1540 lb)	700kg (1540 lb)	700kg (1540 lb)	700kg (1540 lb)	500kg
Net weight	3200kg (7040 lb)	3200kg (7040 lb)	3200kg (7040 lb)	3100kg (6820 lb)	2500kg
Gross weight with seapacking case	3500kg (7770 lb)	3500kg (7770 lb)	3500kg (7770 lb)	3400kg (7480 lb)	2700kg
Cubical measure of packing	1.8x2.3x2.3m(70x89x88")	1.8x2.3x2.3m(70x89x88")	1.8x2.3x2.3m(70x89x88")	1.8x2.3x2.3m(70x89x88")	1.7x2.2x2.2m

## STANDARD ACCESSORIES :

- ◆ 27mm or 1" long horizontal ISO#40 milling arbor.
- ◆ Horizontal & vertical manual draw-bars.
- ◆ Coolant pump & coolant system.
- ◆ Tool box and services tools.

## OPTIONAL ACCESSORIES :

- ◆ AC auto for over - arm moving device is available.
- ◆ Ball screws for "X", "Y" axis.
- ◆ Auto ways lubrication unit.
- ◆ Chip tray.
- ◆ Universal dividing head, complete with 3 JAW chuck.
- ◆ Horizontal & vertical rotary table.
- ◆ Hydraulic clamping vise 6" or 8".
- ◆ Power milling vise 6" or 8".
- ◆ Clamping kit.
- ◆ Pneumatic power draw bar.
- ◆ ISO#50 spindle taper.

# SPECIFICATION :

TECHNICAL SPECIFICATIONS	MODEL 2500UM	MODEL 2500M	MODEL 2500QM	MODEL 2500U	MODEL S-2500U
<b>TABLE</b>					
Table area	1500x350mm (59x13.7")	1500x350mm (59x13.7")	1500x350mm (59x13.7")	1500x350mm (59x13.7")	1300x300mm
Number of "T" shaped slots	5-16H7	5-16H7	5-16H7	5-16H7	3-16H7
Distance between "T" shaped slots	60mm	60mm	60mm	60mm	70mm
Rotary movement of table in both direction	45°	45°	45°	45°	45°
<b>TRAVERSE</b>					
Automatic Longitudinal	1150mm (46")	1150mm (46")	1150mm (46")	1150mm (46")	950mm
Automatic cross	400mm(15 3/4")	400mm(15 3/4")	400mm(15 3/4")	400mm(15 3/4")	380mm
Automatic Vertical	500mm (20")	500mm (20")	500mm (20")	500mm (20")	450mm
Available distance from spindle to overarm	155mm (6")	155mm (6")	155mm (6")	155mm (6")	155mm
<b>SPINDLE (horizontal)</b>					
Housing of the taper spindle	ISO-40/50	ISO-40/50	ISO-40/50	ISO-40/50	ISO-40
Diameter of the main Shaft nose	88.88-128.57mm	88.88-128.57mm	88.88-128.57mm	88.88-128.57mm	88.88mm
Milling arbor diameter (*)	27mm or (1")	27mm or (1")	27mm or (1")	27mm or (1")	27mm
Number of speeds of the spindle (R.P.M.)	12(40-1800) 50HZ	12(40-1800) 50HZ	12(40-1800) 50HZ	12(40-1800) 50HZ	12(50-1700) 50HZ
<b>FEEDS</b>					
Longitudinal and cross feeds	10-1208mm(0.4-47")	10-1208mm(0.4-47")	10-1208mm(0.4-47")	10-1208mm(0.4-47")	10-1208mm/min
Vertical feed	5-604mm (0.2-23")	5-604mm (0.2-23")	5-604mm (0.2-23")	5-604mm (0.2-23")	5-604mm
<b>RAPID TRAVERSE</b>					
Longitudinal and cross	1208mm(47")/min (60HZ)	1208mm(47")/min (60HZ)	1208mm(47")/min (60HZ)	1208mm(47")/min (60HZ)	1208mm/min
Vertical	604mm(23")/min	604mm(23")/min	604mm(23")/min	604mm(23")/min	5-604mm
<b>PUISSANCE</b>					
V-Belts	4	4	4	4	4
Main motor HP	7.5	7.5	7.5	7.5	5
Feed motor HP	2.5	2.5	2.5	2.5	2.5
<b>COOLING</b>					
Cooling-pump HP	1/8 (0.10)	1/8 (0.10)	1/8	1/8 (0.10)	1/8
<b>MOTORIZED OVERARM</b>					
Housing of the taper spindle	ISO-40/50	ISO-40/50	ISO-40	—	—
Number of speeds	12	12	—	—	—
Speed range (R.P.M.)	(35-1600) 50HZ	(35-1600) 50HZ	Variable Speed(70-3600)	—	—
Power HP	5.5	5.5	5	—	—
<b>WEIGHT</b>					
Maximum weight on table	700kg (1540 lb)	700kg (1540 lb)	700kg (1540 lb)	700kg (1540 lb)	500kg
Net weight	3200kg (7040 lb)	3200kg (7040 lb)	3200kg (7040 lb)	3100kg (6820 lb)	2500kg
Gross weight with seapacking case	3500kg (7770 lb)	3500kg (7770 lb)	3500kg (7770 lb)	3400kg (7480 lb)	2700kg
Cubical measure of packing	1.8x2.3x2.3m(70x89x88")	1.8x2.3x2.3m(70x89x88")	1.8x2.3x2.3m(70x89x88")	1.8x2.3x2.3m(70x89x88")	1.7x2.2x2.2m

## STANDARD ACCESSORIES :

- ◆ 27mm or 1" long horizontal ISO#40 milling arbor.
- ◆ Horizontal & vertical manual draw-bars.
- ◆ Coolant pump & coolant system.
- ◆ Tool box and services tools.

## OPTIONAL ACCESSORIES :

- ◆ AC auto for over - arm moving device is available.
- ◆ Ball screws for "X", "Y" axis.
- ◆ Auto ways lubrication unit.
- ◆ Chip tray.
- ◆ Universal dividing head, complete with 3 JAW chuck.
- ◆ Horizontal & vertical rotary table.
- ◆ Hydraulic clamping vise 6" or 8".
- ◆ Power milling vise 6" or 8".
- ◆ Clamping kit.
- ◆ Pneumatic power draw bar.
- ◆ ISO#50 spindle taper.